



Installation Instructions

Powermesh Garage Door Controller & Sensor

Important Safety Instructions

A garage door is the largest automated moving object in most homes. Please ensure that all safety recommendations and regulations are considered and adhered to.



This device allows for operation of the garage door when the door or opener is not in direct line of site.

As the door may operate unexpectedly you must ensure that there is no object near the path of the door. When the door is operating people must be kept away until the door has come to a complete stop. Contact with a moving door may result in serious injury, death or damage to property.



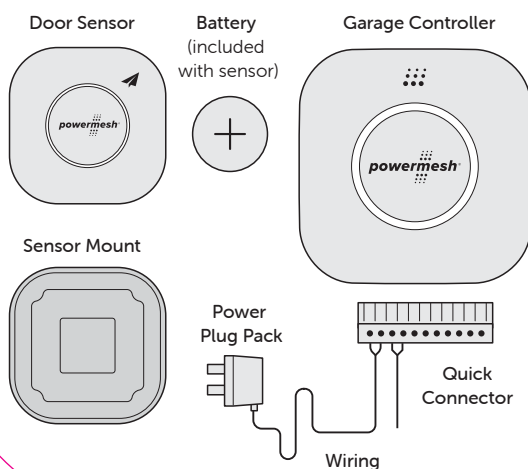
It is highly recommended that safety beams are fitted with all installations.

Safety beams must be installed in accordance with AS/NZ 60335-2-95:2012. Correctly installed safety beams will prevent the door from closing if a person or object is located within the door area.

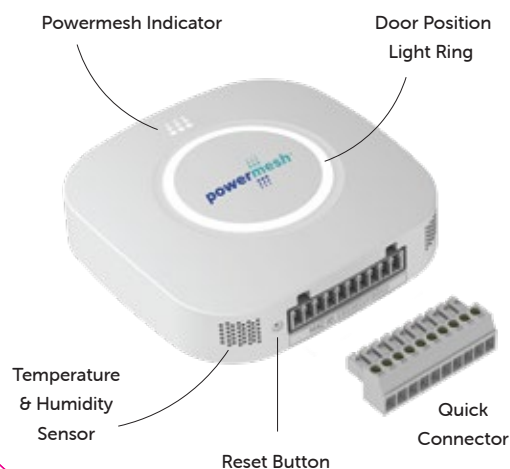
In addition, monthly safety reverse tests and regular professional maintenance must be carried out as detailed in your opener's Installation and Operating Manual.

- This product, or any internet device that has the Zimi app installed, is not intended for use by children or persons with reduced physical, sensory or mental capabilities.
- The door sensor has an IP66 (water proof) rating however the controller should not be installed in a wet or damp space exposed to weather.
- Do not attempt to disassemble, repair or modify the product in any way. This will void the product warranty.





In the Box



Garage Controller

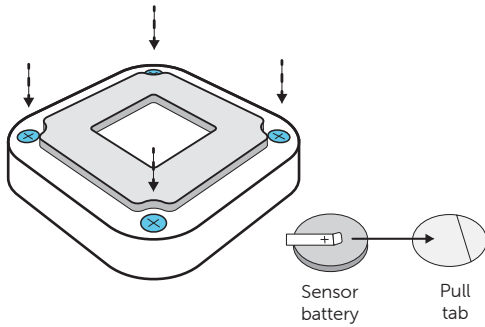


Powermesh Indicator

-  **BLUE** Device is operational and ready to be set up on a network. Choose 'Add New Device' in Zimi to finish setting it up.
-  **WHITE** Device has been set up on a network and is operational. To set up on a different network, simply RESET the device.
-  **RED** Device has a critical fault, try updating the firmware. If unsuccessful, the unit will have to be replaced.
-  **OFF** Please check the unit has power. If the unit is not working, it will need to be returned. If the unit is operational, please check that the indicator hasn't been disabled in 'device settings'.

1 Activate the Sensor Battery

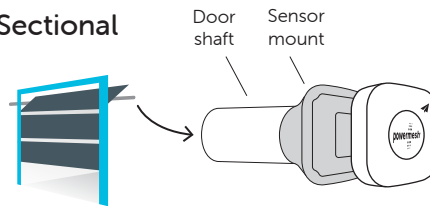
- Unscrew the back cover.
- Remove the battery pull tab.
- Screw the back cover on.



2 Stick the Sensor to your door

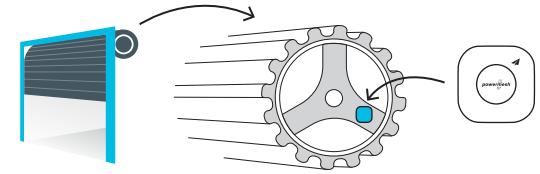
- Clean the surface for best adhesion.
- Peel off the adhesive backing.
- Stick on the sensor.

Sectional



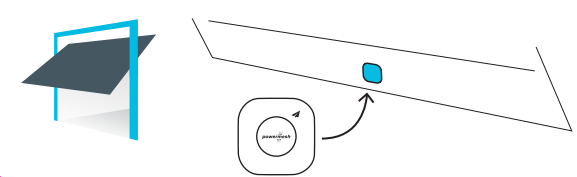
Stick the sensor to the mount and push onto the door shaft.

Roller



Stick to the spoke, on the end without the motor.

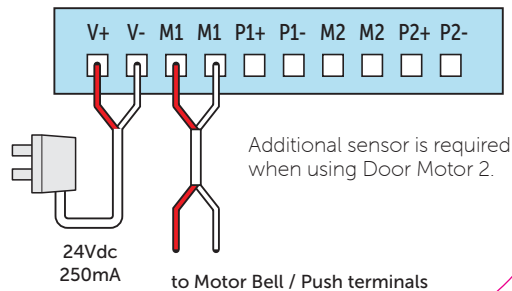
Tilt



Stick to the inside bottom of the door.

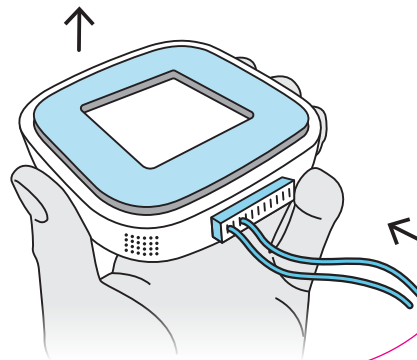
3 Connect the wiring

- Connect the wires to the 'Bell / Push button terminals' on your motor, refer to the motor manual if unsure.
- If using PE safety beams, wire to the P terminals.



4 Mount the Controller

- Plug the quick connector in to the controller.
- Peel off the adhesive backing.
- Firmly press the controller to the ceiling.



5 Pair with Zimi

- Download the Zimi app and log in.
- Choose 'Add New Device'.
- Stand near the controller and Zimi will find it.
- Follow the onscreen instructions to finish setup.



App Download

Point your phone camera at the QR code to open the app store.

zimi®



6

Have you got a Zimi Cloud Connect?

Voice control your garage door with your favourite voice assistant.

- Put your Zimi Cloud Connect in a room near your garage, within range of your Wi-Fi router.
- Follow the included setup instructions.



Voice Control



Access Anywhere

Need help?

Visit the Zimi support site to get help with your powermesh products. support.zimi.life



Scan the QR code with your phone.

Powermesh Video Channel

Learn more about Powermesh products or search YouTube for Powemesh.



Warranty & Terms

Powermesh Garage Door Controller & Sensor

Statutory Rights.

Our goods come with guarantees that cannot be excluded under the Australian Consumer Law. You are entitled to a replacement or refund for a major failure and compensation for any other reasonably foreseeable loss or damage. You are also entitled to have the goods repaired or replaced if the goods fail to be of acceptable quality and the failure does not amount to a major failure.

Warranty.

GSM Innovations Pty Ltd provides this defects Warranty in addition to the other rights and remedies available to you under a law in relation to the Products. Nothing in this Warranty limits your rights and remedies under the Australian Consumer Law. In particular, any warranty periods in this Warranty do not vary or limit the period of time in which you may be entitled to remedies under the Australian Consumer Law if the Products are supplied in breach of consumer guarantees under the Australian Consumer Law.

What is covered under this Warranty.

1 Subject to the terms of this Warranty, if there is a defect in components or workmanship of a Products within a period of one (1) year from the original date of purchase, the manufacturer will repair or replace the Products free of charge or refund you the cost of the Products. No additional warranty period will apply for Products repaired or replaced by the manufacturer free of charge beyond this one (1) year warranty period. **2** If a defect is not covered by this Warranty and we repair or replace Products and charge you for this work, and there is a defect in components or workmanship within a period of three (3) months from the date the

work is carried out, subject to the terms of this Warranty, the manufacturer will repair or replace the work carried out free of charge or refund you the cost of the repair or replacement. **3** Goods presented for repair may be replaced by refurbished goods of the same type rather than being repaired. Refurbished parts may be used to repair the goods.

Warranty Conditions.

1 This Warranty only applies to the original purchaser of the Products purchased in Australia. This warranty cannot be transferred to a new owner. **2** The Products are designed only for use in a single-family dwelling. This Warranty does not apply if you use the Products in other residential premises or commercial or industrial premises. **3** It is a condition of this Warranty that the Products must be installed and maintained in accordance with the instructions supplied with the Products. **4** If the Products are purchased online from an online reseller, the manufacturer accepts no responsibility for determining the suitability of the Products for your intended use and accepts no responsibility for unauthorised installation.

Making a claim under this Warranty and expenses for making a claim.

You must comply with all the following steps to make a claim under this Warranty. If you suspect Products may be defective, and you wish to make a claim under this Warranty, during the warranty period you must contact the retailer that you purchased the Products from or contact our technical support team (on the contact details below) and they will work to diagnose the issue and arrange for your defects claim to be assessed. You must provide a sales docket or invoice or other proof of

purchase to demonstrate the original date of purchase, or where relevant, to demonstrate the date of repair or replacement, and provide details of the model and serial number. You must return the Products to us in original or suitably secure packaging. We do not cover the cost of on-site attendance to inspect or de-install the Products or to re-install the Products. You will be responsible for transportation costs associated with returning the Products to us, unless we have agreed alternative arrangements with you. We will be responsible for transportation costs associated with sending you the repaired or replacement Products, unless your claim is invalid. If there is no defect in the Products or your claim is otherwise invalid, the following applies. We may charge you a fee for the assessment of the Products, and where relevant, a fee for attending your premises to inspect the Products and the cost of transporting the Products back to you. If your claim is invalid and there is a failure in the Products, we will also tell you the cost of any recommended repairs or replacement and ask you whether you would like us to repair or replace the Products at that price.

What is not cover under this Warranty

This Warranty does not cover batteries, fuses, transmitter and receiver range, labour and travel for attendance at your premises. This Warranty will not cover any Products failure or defect to the extent it has been caused by any of the following: **1** non-conformity with the instructions concerning installation, maintenance, operation and testing of the Products; **2** modification, adjustment or repairs of the Products by anyone other than authorised persons; **3** problems relating to the garage door opener or garage door hardware or other goods with which the Products are intended to be used including springs, rollers, hinges, door alignment or other issues

associated with lack of proper maintenance of garage door opener or hardware by a professional garage door technician; **4** normal wear and tear; **5** corrosion or electrical malfunction caused by exposure to water damage or condensation in excess of the Products' water resistance rating; **6** corrosion or problems due to installation within 800m of the sea or body of water of equivalent or greater salt concentration; **7** electrical storms, power strikes, power surges, incorrect power current, fire, excess water exposure, flood, rain or other acts of God; **8** problems caused by blown fuses or replacement of batteries; **9** damage caused by insects or pests; **10** damage caused by malware or viruses; **11** radio or electrical interference; **12** and misuse, tampering, neglect, abuse, accidents or damage beyond the manufacturer's reasonable control. The garage door hardware, opener and other goods, with which the Products are intended to be used must be properly installed, operational and serviced so that they operate properly with the Products. The garage door may not open, close and stop in accordance with the expected transmissions of messages. Where such issues occur, because of problems with the garage door hardware, opener or other goods, this is not a Product defect but a problem with the garage door hardware, opener or other goods.

Our Liability

To the maximum extent permitted by law, we exclude all warranties, conditions and guarantees relating to the Products and our repair services in connection with the Products, which are not provided under Australian Consumer Law (or under any other law or regulation in Australia, which cannot be excluded by law) or which are not set out in this Warranty or any other terms and conditions between you and the manufacturer. Without limiting our liability under Australian Consumer Law or any

other liability which cannot be excluded or limited under any other law or regulation in Australia, our liability in connection with the Products and our repair services in connection with the Products is limited to the remedies set out in this Warranty, and if we do not comply with these remedies the price charged for the Products, or for a repair or replacement the price charged for the repair or replacement.

zimi.

14 Millennium Circuit, Helensvale,
Queensland 4212 Australia.
www.zimi.life