




SC Clearview Roller Shutter

FEATURES

- SAFE
- ROBUST
- EASILY INSTALLED

The SC Clearview Roller Shutter is a popular design for the retail industry, offering safety combined with the ultimate in style and strength. Allow the after hour display to further add dimension to the product range and take advantage of the increased marketing opportunity.

The SC Clearview Roller Shutter is designed to enable the public a vision of the merchandise whilst providing vermin proof protection.



Curtain

Constructed of clear polycarbonate extrusions having depth of 100mm interlocking with symmetrical aluminium extruded members of 30mm to form a continuous hinge. Each aluminium member is fitted with moulded end clips to prevent lateral movement and provide smooth operation within the side guides.

Side Guide

50mm x 33mm extruded aluminium with false back for concealing fixings. Optional Nylofelt Buffer is available.

Locking

Mid rail or bottom rail is centrally mounted, two way Mortice Key Lock or Sliding Shoot Bolt Locking mounted within the bottom rail.

Brackets Manufactured from 90mm x 40mm mild steel.

Roller Drum

Manufactured from 229mm spiral ducted tube attached to self-lubrication drum wheels and bearings rotating on a 34mm steel shaft.

The shaft is fitted with helical springs designed to counterbalance the curtain weight throughout its operation. The drum is designed to give minimum deflection over the span.

Mullions

Two piece extruded aluminium section that can be set to any angle and is used for wide openings and multiple door installations.

Mullions shall be 'lift out type' with shoot bolts to base. Special wide mullions fabricated from aluminium sheet shall be used when two grilles meet at an angle and no room exists for stacking (please refer mullion details).

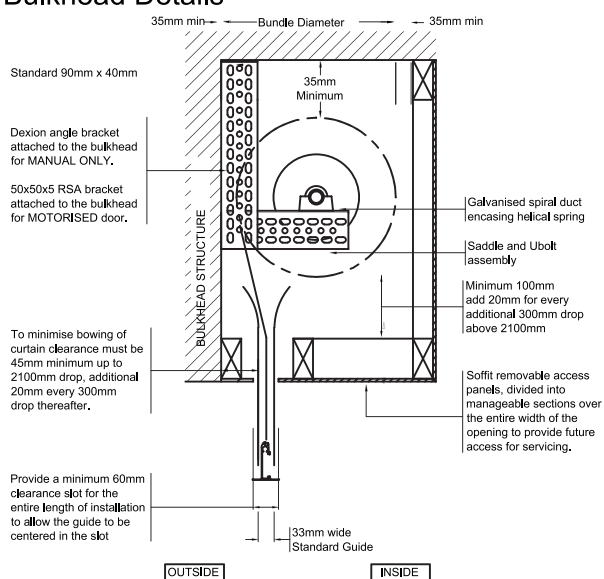
Operation

Manual hand operation as standard, chain and motorisation is optional as requested.

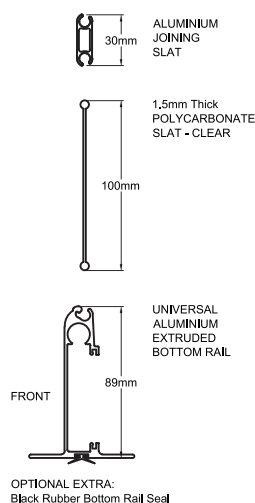
Finish

Matt Natural Anodised as standard finish or standard Powdercoat Colours.

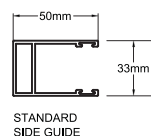
Bulkhead Details



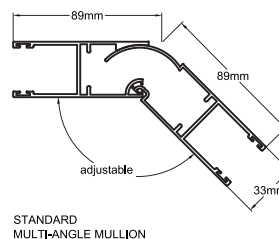
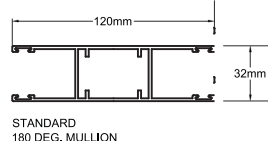
Curtain Details



Guide Details



Mullion Details



Bundle Diameter

Manual Door	Drop	1200	1500	1800	2100	2400	2700	3000	3300	3600
203mm Drum	Bundle	265	276	286	296	306	317	327	338	350
Motorised Door	Drop	1200	1500	1800	2100	2400	2700	3000	3300	3600
229mm Drum	Bundle	290	300	310	320	330	340	350	360	370

Steel-Line reserves the right to change specifications at any time without notice.