



Steel-Line

marantec

Roller Door Opener **SR1000**

All Marantec operators are engineered and manufactured to the highest standard to deliver optimum performance, and include quality features as standard to ensure reliable, safe and quiet operating performance year after year.

simply safer



Door Types: Residential Roller Doors **Door Size:** Up to 22m²

Key Benefits



Quality and Adaptability

Marantec garage door openers are manufactured from quality composite material and are approved to the latest world-wide standards including; AS/NZ 60335-2-95, RCM Accredited (Regulatory Compliance Mark) & European STD DIN/EN 13241-1.



5 Year Warranty

5 year motor warranty, 2 year electronics warranty.



Garage Door Stop Programming

This convenient feature allows for the garage door to be stopped at any height for the purpose of ventilation or pet access.



Motor

Powerful DC motor which means reduced noise and vibration on opening and closing.



Soft Start/Stop Function

Designed to ensure smooth and quiet door operation which is important when the garage is located close to bedrooms or living areas.



LED Courtesy Light

This provides the most convenient way to navigate through your garage environment and get in and out of your car. The light automatically switches on and off as you open and close your garage door. Operates for 3 minutes.



Transmitter Range

Remote distance: Effective operating range of up to 35m. +4.29 million transmitter code combinations.



Maintenance Reminder

This provides an visual reminder that the garage door is due for a service.

Standard Safety Features



Auto Safety Reverse

If an obstruction occurs during closing of the door this function causes the garage door to immediately stop and reverse direction upon contact with the obstruction.



Manual Release

In case of power failure you can simply activate the manual release to open your garage door.



Inbuilt Safety Timer

If optional photo eye beams are installed, the automatic closer timer will ensure that your door will close automatically if you forget to close it yourself. This is a fantastic security feature that will provide security and peace of mind.

Call 1300 427 243 | steel-line.com.au

marantec
drive technology

SR1000 Roller Door Opener

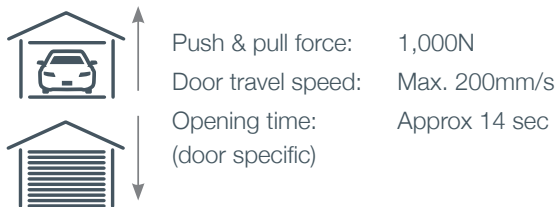
Kit Components



1 x Powerhead , 2 x Two Channel Key Ring Transmitters,
1 x Wireless Wall Transmitter, 1 x Weight Bar

Specifications

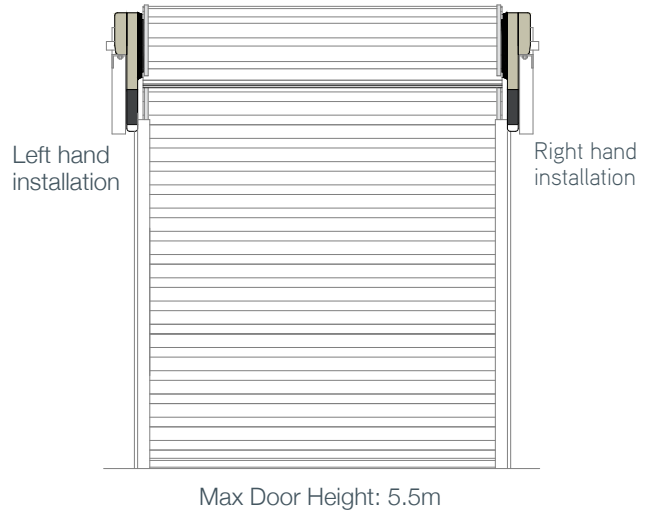
- 24V DC motor type
- Rated door area up to 22m²
- 433.92 MHz transmitter frequency
- Max driving force: 1000N
- Minimum side room of 90mm (edge of curtain to wall)
- Electrical Input: 240V, 50Hz
- Max door height: 5.5m
- Courtesy LED light included
- Manual disengagement system
- Electronic limit system



Standard Installation	
Min Side Room (Edge Curtain to Wall)	Min Side Room (Edge Curtain to Edge Bracket)
90mm*	45mm*

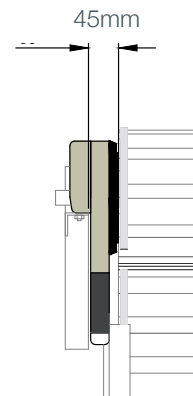
*May vary by door type

Typical Installation



Direct Clamping Method

Minimum distance from edge of curtain to edge of door bracket 45mm



Optional Accessories



'Photo Eye' technology

Allows the garage door to automatically reverse when its sensory light beam is broken by an obstruction, helping to protect your family from injury and your car from damage caused by contact.



Emergency key release

Used in case of malfunction or power failure, especially useful if there is no other access to the garage.



Electronic Key Switch

Allows entry into your garage from outside, via a key lock. Useful when remote handset is not available.



Extension Kit

Fork extensions are available when the drum wheel is recessed.



Wireless keypad

Weatherproof digital keypad with cover which can be programmed with 4 digit pin code, for maximum security. Includes back-light when used in poor lighting situations.



Extra remote handset & wireless wall mounted remote

Can be installed near an internal access door to your garage giving you greater convenience to open and close your garage door.