



Slimline sectional garage door in Colorbond® Surfmist®



Matt Finish Garage Doors

If you're ready to draw the line at average and reach for better call us today.

To locate Steel-Line branches across Australia call: **1300 427 243** or visit steel-line.com.au

Tough, bold, minimalistic and ruggedly beautiful.


The Matt finish garage door is made from BlueScope steel, which allows you to make stylish and defining design choices for your home. Choose from five of amazing Colorbond® colours: Surfist®, Shale Grey™, Dune®, Basalt®, and Monument® to make your design statement.

Why choose Matt finish?

- Long term durability with exceptional corrosion and dirt resistance.
- Manufactured in Australia and compliant with relevant Australian standards.
- Designed to withstand the harsh Australian environment, maintaining its Matt finish, looking even better for longer.
- Suitable from moderate to severe marine or industrial environments.
- Complement any Colorbond® Matt roof or window frames.



Colours




Please note: The colours shown are a guide only. The limitations of printing processes make extremely accurate matches impossible. We strongly recommend comparing your choice with actual samples. Additionally, Steel-Line reserves the right to vary or delete colours without notice.

Brand	Material	Colours	Type	Finish
Colorbond®	BlueScope Colorbond® coil	Surfmist®	sectional door only	smooth finish for roller door; textured finish for sectional door
		Basalt™, Monument®	sectional door & roller door	
Steel-Line	Powder coat on BlueScope steel sheets	Shale Grey™, Dune®	sectional door only	smooth / textured finish (pricing varies)

Profiles




Ranch (textured finish)




Heritage (textured finish)



Slimline (textured or smooth finish*)



Glacier (textured or smooth finish*)



Flatline (textured finish)



*** Smooth finish pricing varies. Please ask your Steel-Line Product Consultant.**

Proudly distributed by:

