



**If you're ready to draw the line at average and reach for better call us today.**

To locate Steel-Line branches across Australia call: **1300 427 243** or visit [steel-line.com.au](http://steel-line.com.au)

# Inspirations Garage Doors

A stunning range of stylish finger safe aluminium frame garage doors with a wide selection of composite inserts for you to match with your home.

---

## **Stylish, safe and durable.**

Steel-Line's innovative Inspirations range of garage doors offer you over one hundred choices. Simply choose the style that matches the façade of your home, choose your frame colour and then match the insert to create a look as individual as you are.

Your finished garage door will look architecturally inspired, and for a small premium, we can powdercoat your frame in any colour and glaze with customised inserts.

With Steel-Line's finger safe extrusion, you can rest assured that not only will your new garage door be stunning to look at, it has improved safety for you and your family.



## Aluminium Framed Inspirations Garage Doors


Steel-Line offer a stunning range of stylish FingerProof™ aluminium framed garage doors. You can choose from a wide selection of inserts or any compatible custom material to match with your design. Create the look that you want to customise your building to suit your surroundings.

### Polycarbonate Multiwall

Lightweight with unrivalled strength and durability.

The multi-walled nature reduces heat, is UV rated and is translucent.

Perfect for allowing natural light into your garage without compromising security.



### Acrylic

Strong, translucent, UV protected solid Polycarbonate sheets.


Perfect for natural light with next to no visibility into your garage. Combined with lighting in your garage, this can become a prominent feature of the home.



### Aluminium Composite Panel

Light weight, high strength and stiffness.

The aluminium composite panel door is available in both aluminium framed design and face fixed design.



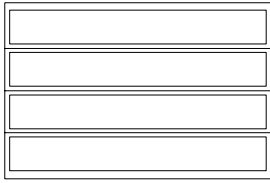
### FingerProof™ Safety Design

Steel-Line's Inspirations aluminium sectional garage doors feature a curved finger proof joint for added safety. This unique design not only safeguards your family against serious injury, it also seals out elements that can penetrate conventional aluminium garage doors. For added safety you can also install a photo eye beam as an optional extra.



# 3 easy steps to create your FingerProof™ aluminium framed garage door

## STEP 1: select a design




ALUMINIUM FRAMED | 1 SECTION



ALUMINIUM FRAMED | 2 SECTIONS



ALUMINIUM FRAMED | 3 EQUAL SECTIONS



ALUMINIUM FRAMED | QUARTER-HALF-QUARTER



ALUMINIUM FRAMED | 4 SECTIONS



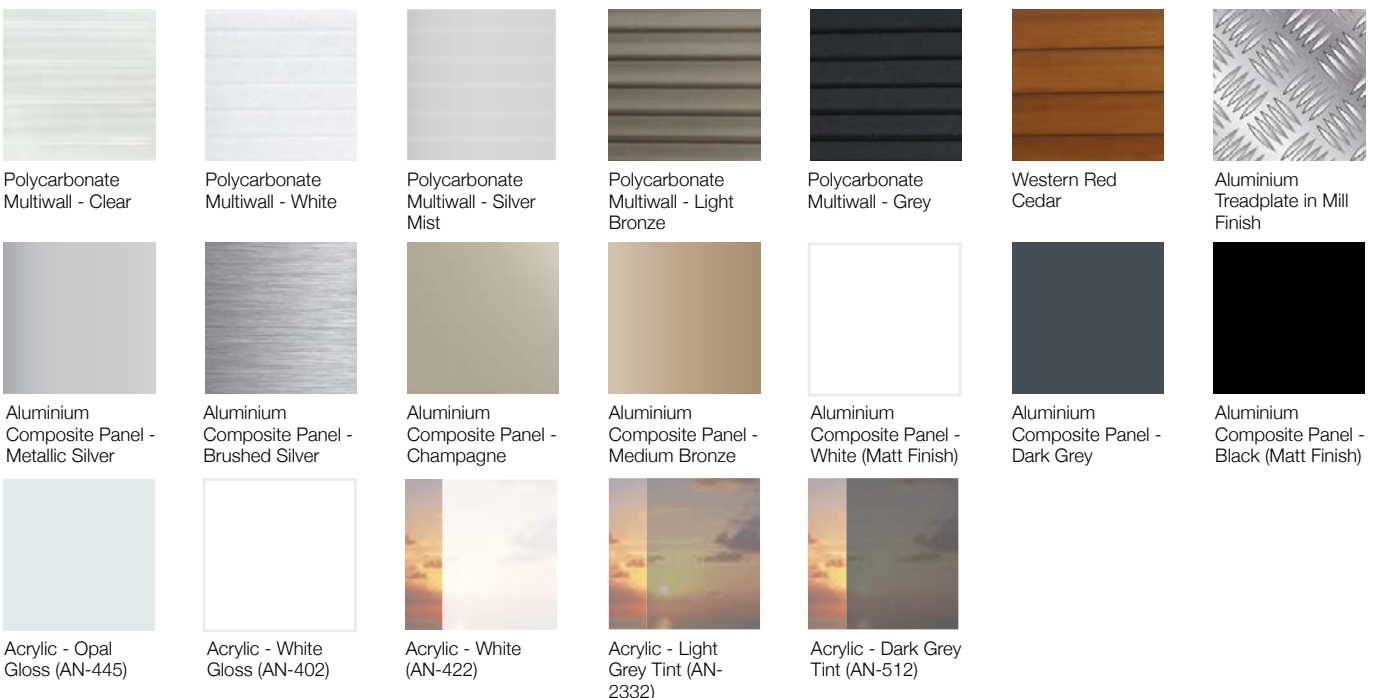
ALUMINIUM FRAMED | 5 SECTIONS

**NOTE:** The number of panels is determined by the height of the opening <2440mm (H) = 4 panels; >2450mm (H) = 5 panels.  
 The maximum width of the "1 section" door is 2400mm, if the inserts are aluminium composite panels, acrylic, Western Red Cedar or aluminium treadplate.  
 The maximum width of the "2 sections" aluminium composite door is 4800mm. Outside of these configurations, check with your Product Consultant on price and availability.

## STEP 2: select aluminium frame colour



## STEP 3: select inserts






## Face Fixed Inspirations Garage Doors

The face fixed design is laying the aluminium composite panels over the frame for that architectural look. The aluminium composite panels are the premier choice for an exterior cladding that will maximize the beauty of the structure while providing a sustainable product to prolong the life of the building.

Despite being conveniently lightweight, these aluminium composite panels certainly aren't pushovers. They have impressive durability and strength, making them well suited to bearing the tough conditions of the Australian climate. They are also vibration-absorbent which will assist to reduce the noise in your garage.



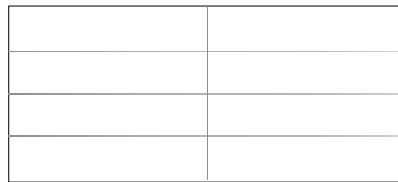
Aluminium Composite Panel - Light weight, high strength and stiffness

### 2 easy steps to create your face fixed Inspirations garage door

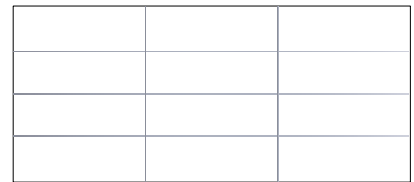
#### STEP 1: select a design



ALUMINIUM COMPOSITE | 1 SECTION



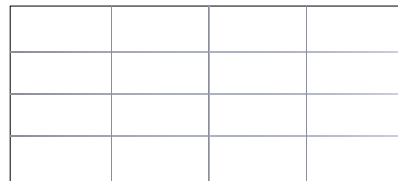
ALUMINIUM COMPOSITE | 2 SECTIONS



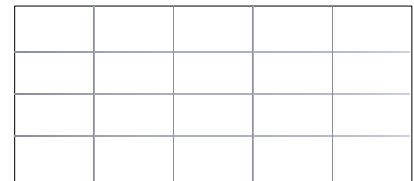
ALUMINIUM COMPOSITE | 3 EQUAL SECTIONS



ALUMINIUM COMPOSITE | QUARTER-HALF-QUARTER



ALUMINIUM COMPOSITE | 4 SECTIONS



ALUMINIUM COMPOSITE | 5 SECTIONS

**NOTE:** The number of panels is determined by the height of the opening <2440mm (H) = 4 panels; >2450mm (H) = 5 panels. The maximum width of the "1 section" door is 2400mm. The maximum width of the "2 sections" door is 4800mm. Outside of these configurations, check with your Product Consultant on price and availability.

#### STEP 2: select aluminium frame colour (Please refer to the back of this page)

#### STEP 3: select aluminium composite panel colour



Aluminium Composite Panel - Metallic Silver




Aluminium Composite Panel - Brushed Silver



Aluminium Composite Panel - Champagne



Aluminium Composite Panel - Medium Bronze



Aluminium Composite Panel - White (Matt Finish)



Aluminium Composite Panel - Dark Grey



Aluminium Composite Panel - Black (Matt Finish)

#### NOTE:

- The colours shown are a guide only. The limitations of printing processes make extremely accurate matches impossible. We strongly recommend comparing your choice with actual samples, as the Inspirations finish variations in the colour will be evident. Additionally, we reserve the right to vary or delete colours without notice.
- This door may not be suitable for cyclonic areas. Please check with your local council for your home's specific wind load requirements.