



Panel Infill (3mm Clear Polycarbonate)



Thick Extruded Solid Aluminium Panel



Locking System (clip on cover)

SC Folding Door

FEATURES

- SECURE
- EASILY INSTALLED
- EFFORTLESS HAND PUSH OPENING
- CHOICE OF VARIOUS PANEL INFILLS
- SINGLE & BI FOLDING OPENING

The SC Folding Door is designed as a user friendly door with ventilation, easy opening and closing and access requirements to meet various specifications. A choice of various panel infills is available to provide a pleasing visual appearance. The door travels on rollers suspended from an overhead track.

The SC Folding Door is available in single or bi-parting opening. For increased flexibility a curved track allows the multiple hinge panels to move around the curve.

The SC Folding Door is designed to ease the problem in opening and closing the door. With a push of a hand, the door will travel down to the pocket.

Constructed from extruded aluminium sections with interlocking hinges and rollers which allow the panel to fold / slide and stack in the pocket. There are two (2) available panel widths: 300mm and 150mm. The SC Folding Door featured in this brochure has 3mm clear polycarbonate.

Recommended For But Not Limited To

Retail, commercial premises, hospitality, medical, social and sports sectors. maximum height of 4200mm by whatever extended width required.

Panel Sizes

Constructed from extruded aluminium sections with interlocking hinges and rollers that allows the panel to fold / slide and stack in the pocket. There are two (2) available panel widths: 300mm and 150mm.

Panel Infill

The SC Folding Door standard infill has the 3mm clear polycarbonate. (As featured in the main brochure picture).

Other Options

3mm thick extruded solid aluminium panel or perforated with 4mm diameter multi-hole panel. A benefit of these specifically designed extrusions allow for improved security.

Operation

Manually operated (Hand Push). The single and double trolley travels through a 38mm x 35mm top track.

Locking System

The 54mm x 32mm Lead Post is machined to fit the lockset assembly. The Locking Lead Post is placed approximately every 2 metres or depending on the width requirements. Steel-Line unique lock clip on the external cover allows easy access to the system for maintenance.

Finish

The SC Folding Door frames and track comes in matt natural anodised as standard finish or standard polyester powder coated colours as an option.

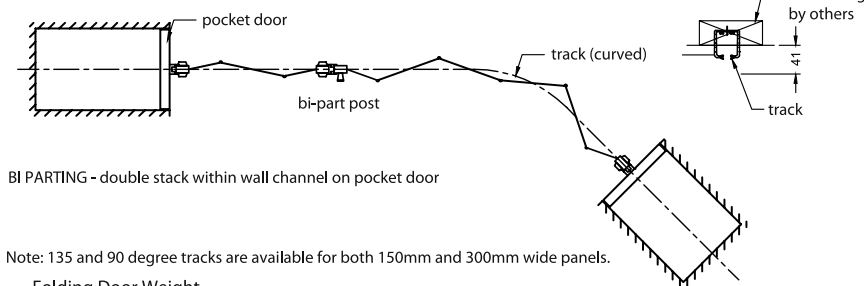
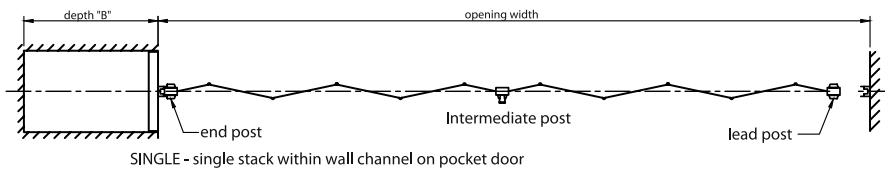

Work By Others

Unless otherwise specified:

- Preparation of an opening by others.
- Preparation of structural support, access or any joinery works by others.

PANEL INFILL – INTERLOCKING 3mm T-SECTION

- POLYCARBONATE (Standard)
- SOLID (Option)
- MULTI HOLE (Option)



Note: 135 and 90 degree tracks are available for both 150mm and 300mm wide panels.

Folding Door Weight

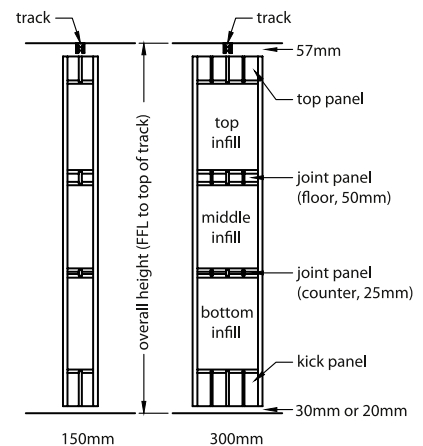
Panel Width	3mm Clear Polycarbonate	3mm Solid Aluminium	3mm Perforated Aluminium
300 mm	8 kg/m ²	11 kg/m ²	9 kg/m ²
150 mm	13 kg/m ²	15 kg/m ²	14 kg/m ²

SINGLE Stack Pocket Depth "B"

Panel Width	Dim. "A"	Door width	1000	1500	2000	2500	3000	3500	4000	4500	5000	5500	6000	6500	7000	7500	8000	8500	9000	9500	10000
300 mm	350 mm		250	275	405	435	470	500	625	660	690	720	860	895	910	945	1080	1115	1150	1185	1220
150 mm	200 mm		295	360	515	580	645	710	865	930	995	1055	1120	1185	1250	1315	1565	1630	1690	1755	1820

BI PART Stack Pocket Depth "B"

Panel Width	Dim. "A"	Door width	1000	1500	2000	2500	3000	3500	4000	4500	5000	5500	6000	6500	7000	7500	8000	8500	9000	9500	10000
300 mm	350 mm		-	-	-	-	270	285	402	420	435	450	460	475	490	510	625	640	655	670	685
150 mm	200 mm		-	-	-	-	360	390	515	550	580	610	645	675	705	740	865	895	930	965	995



Steel-Line reserves the right to change specifications at any time without notice.